

Acquisition procedure of the License key

A License key is necessary in order to install the software.

A License key will be acquired with the Product key*1 printed on the software case.

*1: a 20-character alphanumeric code

Installation Procedure

1. [Login](#) to your personal page on the Kyowa Electronic Instruments Co., Ltd. homepage (<http://www.kyowa-ei.com/>). (Figure 1)

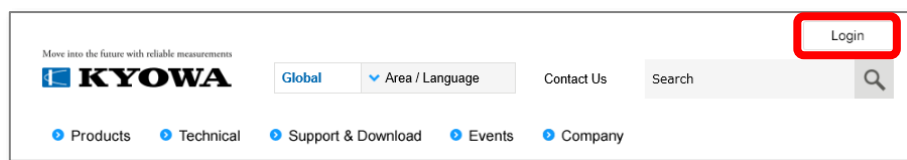


Figure 1. Login key for personal page

2. Click the [License registration](#) key for your license. (Figure 2-1)

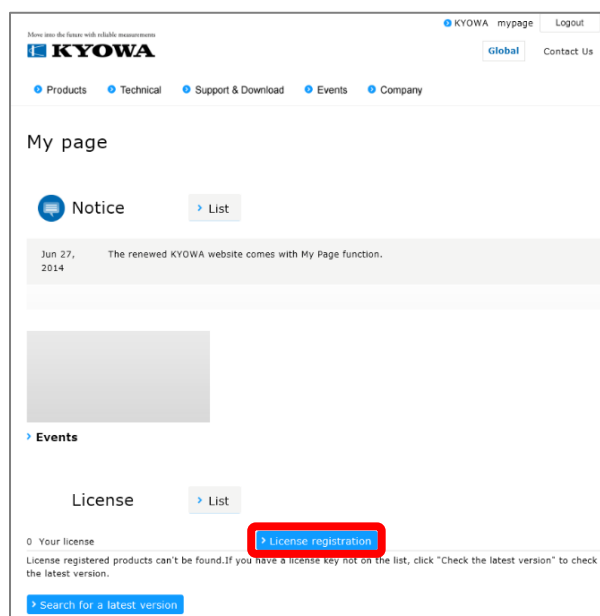


Figure 2-1. License Registration key on a personal page

You can also access the URL printed on the software product label or you can scan the 2D Code (Figure 2-2) and click the [License registration](#) located in “How to Install”.

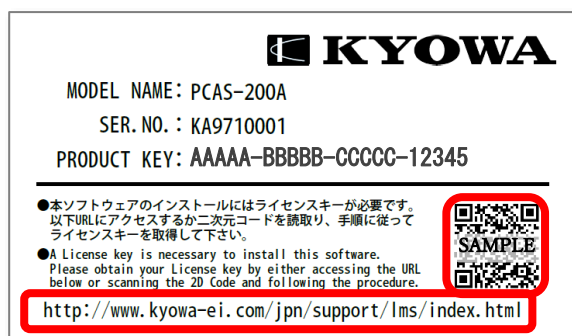


Figure 2-2. Software product label

3. Check the label attached to the software case. (Figure 3-1) Input the Product key printed on the label and click the **Issue**. (Figure 3-2)

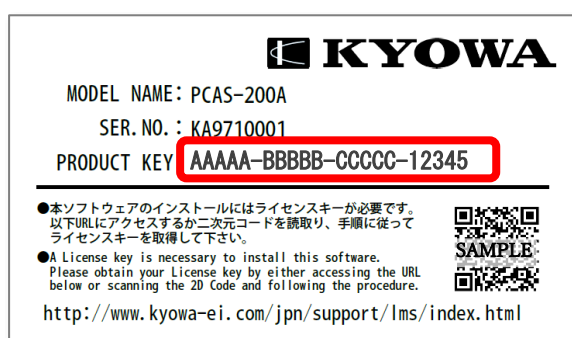


Figure 3-1. Product key printed on label

License registration

Enter the Product key to issue the License key. Product key is a 20-character alphanumeric code.

[Required] Product key - - -

< Back **Confirmation** >

Figure 3-2. License key issuance registration and addition screen

4. Confirm if there are any mistakes in the data you have input. If there are no mistakes, click the **Register** button. (Figure 4)

License registration

Click the "Register" button to register the following product key.
 The license key will be send to your My Page registration email address.
 You can also check the license key on My Page .

Model name	PCAS-200A
Model item name	PCA Stress Analysis Software
Product key	AAAAA-BBBBB-CCCC-12345
License key	67890-XXXX-YYYY-ZZZZ

< Back **Register** >

Figure 4. Data confirmation screen

5. The License key will be sent to the homepage support member via the e-mail address registered.
6. Insert the software purchased (CD) into your computer. Input the License key contained in the e-mail into the License key Input Box on the Installation Screen, and click the **Install**.

Important Points when Issuing a License key

- HP (Homepage) support registration is required to issuing a License key.
If you have not yet completed HP support registration, please do so using the URL below.

https://www.kyowa-ei.com/eng/auth/user_agreement

- Please store the Product key carefully.
- Please note a License key may not be issued properly if there are any mistakes in the data registered.
- A License key will be sent via e-mail. If you do not receive a License key within a few days after registering, please contact the salesperson in charge.

For Inquiries

- Please contact either the salesperson in charge or our Technical Service Department.



Kyowa Electronic Instruments Co.,Ltd.